

# J&G COUGHTRIE



**SW-120 CHAIN PENDANT**



# J&G COUGHTRIE

Trusted by our discerning customers for over eight decades, our UK-made industrial lighting features simple, geometric forms with enduring style and robust construction. Built to last a lifetime, our products are made from the finest quality materials, with the highest spec finishes - quite simply spiffing.



Made in Britain since 1939.

# TRUSTED, TIMELESS & ENDURING.

Founded in 1939, by a pair of Glaswegian brothers, our original industrial lighting can still be found, working reliably, across the UK. Robust, and sustainably made, we're proud to continue a rich legacy in lighting, spanning over eight decades.

J&G Coughtrie lighting is expertly engineered in the UK, using the finest materials, and skillful craftsmanship. This helps our customers leave a sustainable legacy, with products reimagined, and redefined, for a modern audience, all while preserving traditional techniques, and values (the old adage, 'they don't make 'em like they used to, definitely doesn't apply to us).

Our lights are the product of over 80 years of experience, with manufacturing processes and craftsmanship refined through multiple generations, grounded in traditional handcrafting methods.

We work with our customers on a wide variety of ventures, from lighting schemes for conservation and restoration projects, to tailored light fittings for hotels, homes, offices, and hospitality venues - both inside, and out. We've also worked on a film, set or two, and know a thing or two about creating the right mood for any scene.

1. Recycled  
Aluminium

2. Freshly cast  
SY-6 Casing



1.



2.

Our light casings are cast from solid aluminium, with each piece hand finished to remove rough edges, before being powder coated to keep it looking pristine, for longer. Our local Mastercasters have been making Coughtrie casings for decades, some still using original tools from the 1940s and 1950s.

---

**“TRADITIONAL DESIGN, ENDURING CRAFTSMANSHIP.  
COMBINING OVER 80 YEARS OF EXPERIENCE  
PRODUCING TIMELESS INDUSTRIAL LIGHTING.”**

---

Our glass diffusers are custom designed, and moulded in thick, robust glass, diffusing the light evenly, and gently - regardless of the intensity of the bulb inside. Made with care, our glass translates love into light of the finest possible quality. Each of our lights is made to order, with an industry leading product time that sees us combine quality with speed - a rare feat in any industry.

Our lights are rigorously tested by our team before being shipped, many of whom have been with us for over 40 years, with invaluable experience honed over decades.

Quality guaranteed, our lighting range is built to last a lifetime, with each product made to order, individually hand-assembled, and quality checked at our factory in Glasgow. Enduring quality, our products are protected by up-gradable and replaceable technologies combined with rust protected casings to stand the test of time.

J&G Coughtrie has been following sustainable manufacturing and design practices for 80 years - because we believe that sustainable design is simply good design. Made within only recycled, and recyclable materials, our lights are designed for easy disassembly, using mechanical fixings that can be taken apart, repaired, and upgraded, rather than glue. Our suppliers are also locally based, helping to reduce our carbon footprint.

# SW-120 CHAIN PENDANT

Standard, Indoor Use

New to the SW family, the SW-120 chain pendant light can be hung individually, or in a trio forming an industrial style centrepiece above kitchen islands, or in high hallways, or stately stairwells. Industrial chic that's truly unique!



3. SW-120 Chain  
Pendant, White

4. SW-120 Chain  
Pendant, Black

3.



## SW-120 CHAIN PENDANT

1

### 3-CORE CORD WITH CHAIN

The heavy-duty fabric pendant cord can be wired directly into your ceiling fixture, while the chain takes the weight of the fitting.

2

### 20MM CHAIN HOOK

The cast aluminium chain hook screwed into the top of the casing takes the weight of fitting through the hanging chain.

3

### FLUTED FINS

The iconic fluted fins on the light casing add strength and protection to the SW-120 with elegance.

4

### DOMED SCREW MOUNTS

Three equally spaced mounting points allow modular accessories to be fixed to the SW-120 to adapt its look or extend its functionality.

5

### PORCELAIN LAMP HOLDER

Your SW-120 can be supplied with a Bayonet Cap or Edison Screw lamp holder to fit an E27 or B22 bulb.

6

### WELLGLASS DIFFUSER

Each SW-120 comes with a thick, hand pressed and blown Wellglass diffuser that gently diffuses the light emitted. Available in Clear or Frosted glass.





# FALL IN LOVE AT FIRST LIGHT

Iconic and pendantly brilliant see why one or more of our J&G Coughtrie SW-120 Chain Pendants will add industrial chic, that's truly unique.



6.

6. SW-120 Chain Pendant, Gloss Grey

7. SW-120 Chain Pendant, Antique Bronze

8. SW-120 Chain Pendant, Black



7.

### Cast to Last

Each part of the casing is cast from solid aluminium, fitting together as part of an upgradable modular system.



8.

### Pendantly Brilliant

The toughened black fabric cable is intertwined with a black chain enabling the SW-120 Chain Pendant to be hung low for an intimate atmosphere at home or in a commercial setting, and at staggered heights when varied illumination is desired.

# FINISHED TO YOUR FANCY



Gloss Grey



Black



Antique Bronze

## Colour

The SW-120 Chain Pendant can be finished with several different options, to suit your flights of fancy, from powder-coated paint in a range of colours, to an industrial aluminium finish which simply has a clear, protective lacquer applied to achieve that raw, manufactured industrial look,

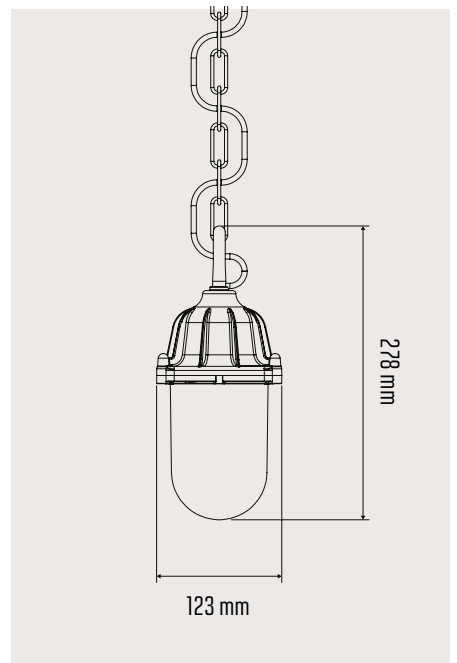
creating an unique and distinct finish each time. With our bespoke finishing service, you'll also be able to specify a unique RAL colour, for any powder coating.



White



Industrial Aluminium




Any RAL Colour of Choice

### Customise


Our SW-120 Chain Pendant can be specified with Clear or Frosted Wellglass Diffuser and Edison Screw or Bayonet Cap lamp holder. Optionally the Pendant can be provided with Reflector or Cage if desired. The light is supplied with a simple 65mm OD Ceiling Hook Plate, with Industrial Aluminium finish as standard.

## SW-120 CHAIN PENDANT



### STUNNING STAIRWELLS

Group several SW-120s together over a stairwell for a stunning hallway centrepiece.



## DISHY DINING

Hang a trio of SW-120s together for a romantic and atmospheric dining setting.

# 80 YEARS OF SUSTAINABILITY



## BUILT TO LAST.

Our lights are tough cookies, built to last and suitable for even the most extreme applications (or even a Hollywood set!)



## LOCAL SUPPLIERS.

We have a long-standing policy of using suppliers and manufacturing within a 40 miles radius, keeping it local is keeping it sustainable.




## DESIGNED TO BE REPAIRED.

Our lights are designed to disassemble easily for repair or upgrade in the future as technology continues to improve.




## SUSTAINABLE PACKAGING

Each light is lovingly wrapped in recycled paper padding shipped in recycled cardboard packaging.



## LOW CARBON MATERIALS

Where possible, we make our parts from low carbon materials that are recycled or can be recycled at end of life.



## LOW ENERGY CONSUMPTION

As lighting technology evolves, so do our lights. Now, we use low energy LED bulbs to minimise energy consumption.



---

## PRODUCT INFORMATION

|                    |   |
|--------------------|---|
| Weight             | 1500 grams  |
| IP Rating          | Suitable for inside use. Dust tight.  |
| Product Dimensions | Light fitting: Diameter 120mm; Length: 278mm.   Cord & Chain Length: 1000mm.  |
| Materials          | Cast Aluminium Casing; Formed Aluminium Tube Swan Neck; Pressed And Blown Glass Diffuser; TPU Gasket; Steel Screws; Porcelain Lamp Holder; Powder Coated Paint; Fabric Coated Power Cord; Steel Linked Chain. |

---

## ELECTRICAL CHARACTERISTICS

|         |                 |
|---------|-----------------|
| Power   | Depends on bulb |
| Voltage | 230V            |
| Current | Depends on bulb |

---

## LUMINAIRE CHARACTERISTICS

|           |  |
|-----------|--|
| Bulb Type | Edison Screw (E27) / Bayonet Cap (B22) |
|-----------|--|

**BE INSPIRED FOR YOUR NEXT PROJECT.  
VISIT OUR SOCIAL MEDIA CHANNELS!**



@JG.COUGHTRIE

## SW-120 CHAIN PENDANT

| VARIATION                   | COLOUR               | PRODUCT CODE                     |
|-----------------------------|----------------------|----------------------------------|
| CLEAR GLASS, BAYONET CAP    | Black                | SW-120/B/CL/BC+CHAINPENDANT      |
|                             | White                | SW-120/W/CL/BC+CHAINPENDANT      |
|                             | Antique Bronze       | SW-120/BRONZE/CL/BC+CHAINPENDANT |
|                             | Industrial Aluminium | SW-120/S/CL/BC+CHAINPENDANT      |
|                             | Gloss Grey           | SW-120/G/CL/BC+CHAINPENDANT      |
| CLEAR GLASS, EDISON SCREW   | Black                | SW-120/B/CL/ES+CHAINPENDANT      |
|                             | White                | SW-120/W/CL/ES+CHAINPENDANT      |
|                             | Antique Bronze       | SW-120/BRONZE/CL/ES+CHAINPENDANT |
|                             | Industrial Aluminium | SW-120/S/CL/ES+CHAINPENDANT      |
|                             | Gloss Grey           | SW-120/G/CL/ES+CHAINPENDANT      |
| CLEAR GLASS, EDISON SCREW   | Black                | SW-120/B/FG/BC+CHAINPENDANT      |
|                             | White                | SW-120/W/FG/BC+CHAINPENDANT      |
|                             | Antique Bronze       | SW-120/BRONZE/FG/BC+CHAINPENDANT |
|                             | Industrial Aluminium | SW-120/S/FG/BC+CHAINPENDANT      |
|                             | Gloss Grey           | SW-120/G/FG/BC+CHAINPENDANT      |
| FROSTED GLASS, EDISON SCREW | Black                | SW-120/B/FG/ES+CHAINPENDANT      |
|                             | White                | SW-120/W/FG/ES+CHAINPENDANT      |
|                             | Antique Bronze       | SW-120/BRONZE/FG/ES+CHAINPENDANT |
|                             | Industrial Aluminium | SW-120/S/FG/ES+CHAINPENDANT      |
|                             | Gloss Grey           | SW-120/G/FG/ES+CHAINPENDANT      |





+44 (0) 141 882 3262



J&G COUGHTRIE  
69-71 MONTROSE AVENUE  
HILLINGTON, GLASGOW, G52 4LA



[sales@jgcoughtrie.com](mailto:sales@jgcoughtrie.com)